

November & December Events!



CMC Annual Auction November 18th, 7:00 PM

If it's November, that sound you hear must be the striking of the gavel at the CMC auction! Our annual fall auction has certainly become (almost) as strong a tradition as the day on which we give thanks.

This year is no different, as we once again bring you a diverse collection of goodies to bid on. Items include books from respected publishers, as well as hardware from name brands you trust, plus lots of great Mac software to choose from!

A brief listing of auction items are on page 3. More items and more detailed descriptions are being added everyday, so please keep checking www.ctmac.org for updates.

Doors open at 6:30 for you to preview the items up for bid in person. Please remember to bring cash or your checkbook, as credit cards cannot be accepted.


continued on page 3



CMC Holiday Party December 16th, 7:00 PM

It's that time of year again for our annual Holiday party on December 16, 2009 at 7:00 PM. Pizza and beverages will be served and a presentation by Joe Arcuri, "30 iPhone Apps in 30 Minutes" will be part of the evening.

So bring your appetite and enjoy a night of fun and learning.



*Left: Joe Arcuri will be our auctioneer again at this year's auction on November 18th.
Above: Jack Bass and members enjoying the Holiday fare at our 2008 Holiday party.*

Inside

*From Our Friends at O'Reilly:
Free Book Excerpts
page 2*

*Review:
WiFiPhoto for iPhone
page 3*

*To Do Management
Cross Platform Freeware:
ooSooM
page 4*

*Front End to Spotlight:
DataLore
page 4*

*StuffIt Deluxe 2010
page 6*

*The Secrets of
DaVinci
page 8*

*Meetings and
Member Info
page 11*

SBC

By Chita Hunter



No not the phone company.
This SBC is related to Safari.

I have hundreds of bookmarks in my web browser. Some of these URL's are older than children in my family. And some URL's are like a life constant, they change. With change you get URL's that don't lead to where they used to, or lead to nowhere. At some point of doing computer house-cleaning, you start check-ing the URL's in your browser and you ultimately stop because it is a mundane, tedious task with absolutely no joy associated with it. So, if you plan on doing this, how do you make it less mundane and tedious? Safari-BookmarkChecker can give you that joy of less.

SafariBookmarkChecker

Upon launch, SafariBookmarkChecker (SBC), from Coriolis Technologies, populates it's fields with information from the Safari browser. There's a number field to give a count of all the bookmarks in Safari. In my case I had 967. The other fields are Title, URL and Status.

The process of using SBC is very straight-forward. Select the Validity icon and SBC checks all of your book-marks for current validity. After all, if a bookmark is no longer valid, why do you need to have it cluttering up your listings?

So, after running the validity check, SBC gives the status of the bookmark: OK (200), Not Found (404), Moved Permanently (301), TimeOut, Moved Temporar-ily (302), Bad Request (400), Gone (410).

continued on page 2



CMC Chronicle

Editor

Deena Quilty

Designer

George Maciel

Photographer

John Scott

Publisher

Connecticut Macintosh
Connection, Inc.
41 Crossroads Plaza
PMB 1984
West Hartford, CT 06117

Printer

Budget Printers
1718 Park Street
Hartford, CT 06106

We welcome submissions from our members!

Please submit articles by first
of the month for inclusion in
our newsletter. All articles
should be submitted by email
to: editor@ctmac.org

There is so much talent
in our group; it would
be great to have several member
articles in each issue of the
newsletter.

SBC...SafariBookmarkChecker

Continued from page 1

You can scroll down the list to see the status of every bookmark. After reviewing the results, if you want to perform your own validity reassurance check, just to be sure of the results, you can select the URL and click on the Safari icon to launch the URL in the Safari browser.

I found that this wasn't such a bad idea. For, while the Not Found and TimeOut pages were legitimately gone after I checked, some of the 'Moved' pages were actually still there. So, armed with this info, I was able to check those listed

as Not Found, etc., and delete them. This gave me a far easier job of house-cleaning my URL's than trying to check 967 URL's in Safari.

Selecting 'Clear' from the Edit menu and 'Save the Bookmark' from the File menu removed the bookmarks from SBC and Safari as well. So a daunting task took about 30 minutes of my time, using SafariBookmark-Checker, which is binary and a free download. 🍏

Reprinted from MacNews, the Detroit area Mac User Group newsletter.

Free Book Excerpts

From Our Friends at O'Reilly

They have loads of freely available book content online for our valued customers like CMC. From ActionScript Basics, Mobile Web Development to a Parrot Reference, Python, Perl, Java programming, Modeling Web 2.0 Architectures, design, and more.

- ActionScript
- iPhone
- Photoshop
- PHP
- Web 2.0
- CSS & HTML
- JavaScript
- Open Source
- Python
- Browse around and enjoy!
- Flex
- Java
- Perl
- Ruby



Get 35% off from O'Reilly, No Starch, Paraglyph, PC Publishing, Pragmatic Bookshelf, Rocky Nook, SitePoint, or YoungJin books and ebooks you purchase directly from O'Reilly. Just use code DSUG when ordering online or by phone 800-998-9938. 🍏

Links for Free Book Excerpts from O'Reilly:

ActionScript: <http://sturlly.com/avwf>

CSS & HTML: <http://sturlly.com/avwg>

Flex: <http://sturlly.com/avwh>

iPhone: <http://sturlly.com/avwi>

JavaScript: <http://sturlly.com/avwj>

Java: <http://sturlly.com/avwk>

Photoshop: <http://sturlly.com/avwl>

OpenSource: <http://sturlly.com/avwm>

Perl: <http://sturlly.com/avwn>

PHP: <http://sturlly.com/avwo>

Python: <http://sturlly.com/avwp>

Ruby: <http://sturlly.com/avwq>

Web2.0: <http://sturlly.com/avwr>

CMC Auction November 18th • Partial Listing

Continued from page 1



- | | | | |
|------------------|----------------------|----------------|--|
| • iBank 3 | • iBiz 4 | • Anime Studio | • FileSalvage |
| • Manga Studio | • NoteBook 3.0 | • PopCha | • FotoMagico 3 Pro |
| • Get Backup | • Yojimbo | • BBEdit | • RAM Memory Upgrade |
| • TechTool Pro 5 | • TechTool ProToGo | • iWork '09 | • NewerTech 11-Piece Toolkit |
| • CopyCatX | • 1Password Software | • iLife '09 | • Portable Hard Drive Enclosures |
| • History Hound | • Default Folder X | • Disk Warrior | • Subscription to ScreenCastsOnline |
| • Typinator | • CarTune | • Chill Pill | • Chill Pill Power Adapter |
| • OmniOutliner | • OmniGraffle | • OmniPlan | • OmniFocus |
| • KeyCue | • TopXNotes | • and more! | • Go to www.ctmac.org for updates! |

WiFiPhoto for iPhone

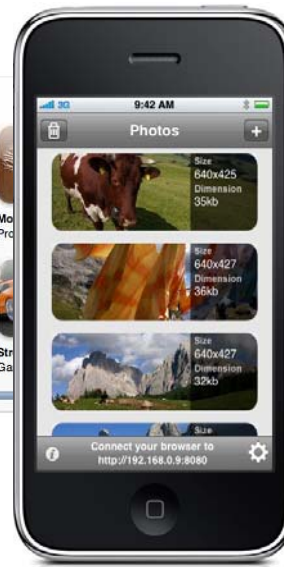


I have seen people get excited about a WiFi SDCard. It actually adds WiFi to a standard camera by adding WiFi to the SD Card in the SD Slot of the camera. Now there is software that enables WiFi for photo transfer on the iPhone.

Matteo Rossi has announced that his popular photo transfer iPhone app iPhone WiFiPhoto has been chosen as an "Apple Staff Favorite" on the US App Store. WiFiPhoto, a fast and straightforward way to transfer photos instead of using emails, has gathered positive reviews from multiple iPhone blogs and tech sites.

"I am very excited that WiFiPhoto has been selected as an Apple Staff Favorite," said Matteo Rossi. "In the next few days I will submit a new update with some great new features."

With a simple and elegant interface, WiFiPhoto makes it easy to download photos from iPhone and iPod Touch to any computer over a wifi network without USB cables. The application works as a web server to which any computer over the LAN can connect via browser (all major ones are supported: Internet Explorer, Firefox, Safari, Chrome). It's possible to download multiple pictures in a single compressed file with any desired compression quality at full resolution. The application solves the problem of shrunk photos transferred via email and adds control to finely tune image quality.



Multiple options are available. Server port change makes it possible to face firewall related problems. Users can pick photos from Camera Roll or from Photo Library while adjusting image quality to best fit their needs. WiFiPhoto can be set to transfer a single zipped file as soon as a browser connects to its webpage. A video walkthrough is available at Matteo Rossi's website. WiFiPhoto has been positively reviewed by iPhone App Reviews and is recommended by iPhone Application List. It's been #3 in Top Paid Applications in Italy. It's been positively reviewed by CNET's iPhone Atlas.

WiFiPhoto 1.1 is \$0.99 and available now on the AppStore in the Photography Category.

System Requirements: iPhone or iPod Touch 3.0 or later


Theolternative: <http://www.theolternative.com>

Purchase and Download:

<http://itunes.apple.com/WebObjects/MZStore.woa/wa/viewSoftware?id=328578837&mt=8&s=143441>

YouTube How-to Video:

<http://www.youtube.com/watch?v=rcb7GtrWZiQ>

Reprinted from UGN News 



Matteo Rossi is an independent developer of iPhone applications, located in Milan, Italy. He has been developing software for the Mac, for over 10 years. ©2009 Theolternative. All Rights Reserved. Apple, the Apple logo, iPhone and iPod are registered trademarks of Apple Inc. in the U.S. and/or other countries.

To Do Management Cross Platform Freeware



Arten Science announced today that **ooSooM** is now available for free of charge download for Apple Macintosh OS X (including Snow Leopard) and Microsoft Windows (including Windows 7). **ooSooM** is a To Do Management and Secure Digital Filing System.

The idea behind **ooSooM** is simple. To get on with the job in hand you need to get thoughts of what needs doing and what needs remembering out of your head and safely and securely logged, in a way that means you can find them later when needed. **ooSooM** does not attempt to force a predetermined methodology on you, rather it's very free format and open allowing you to use it however you like, but with enough structure to ensure that once logged, information can be retrieved easily and readily.

Download **ooSooM** for Mac OS X
www.artenscience.com/autoupdate/latestversions/oooom_osx.zip

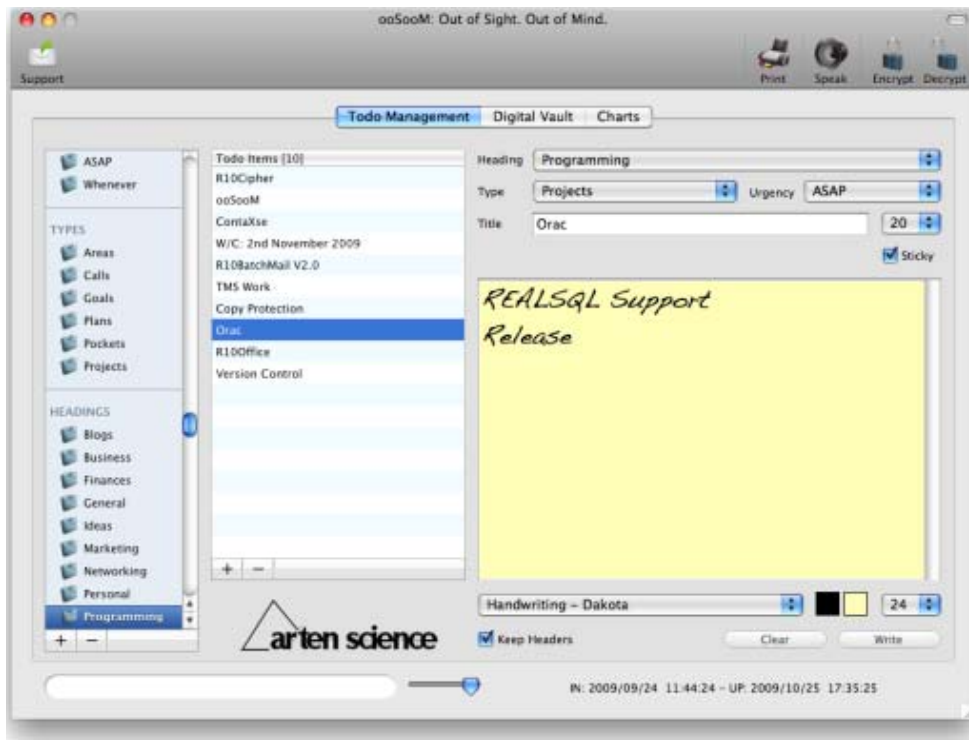
Reprinted from *UGN News* 🍏

Functionality and features:

- Prioritize and categorize your To-Do Information
- Store your notes, serial numbers, passwords, bank details, etc., for later reference
- Each To-do or Vault Item can use its own color scheme and font size and style mark as item as “sticky” to avoid accidental deletion
- Fast searching
- Free of charge for personal use
- Supplied as a Universal Binary for Mac OS X
- Windows version works on XP, Vista, 2003 and 7
- Requires No Installation
- No modifications made to your computer outside of the folder
- To uninstall, just delete the ooSooM folder
- Can be run from a USB drive
- Manual supplied as a PDF
- Sync the database with iDisk, Dropbox or similar
- OS X Version 10.4 or higher



Screenshot of sample categories above.



Arten Science was setup in early 2007 to design, develop and market quality, cross platform, commercial software for the Apple Mac, Windows and Linux. We are committed to quality and excellence. Our cross platform email, text and file encryption software, R10Cipher is currently shortlisted for the Information Security Product of the Year award by the British Computer Society and Computing Magazine.

Search Files Quickly



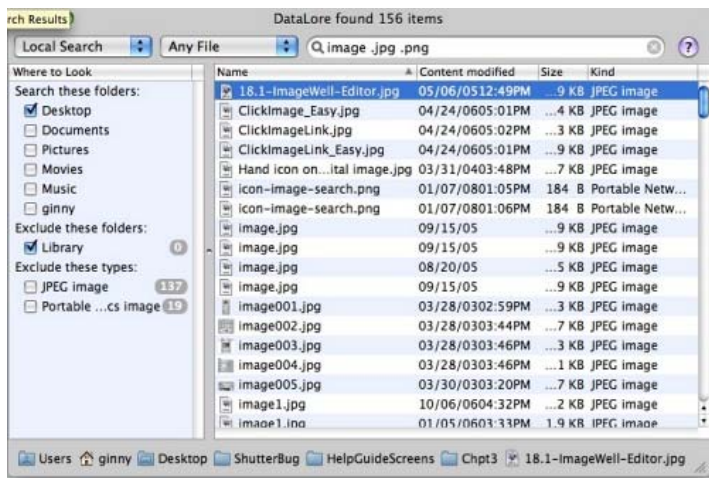
Spotlight on the Mac has many frustrating moments —

DataLore is a new and unique front end to Spotlight that makes it easier and faster to search and share files both locally on one's own computer, and on the network. DataLore uses an innovative "Search-as-You-Type" technology for finding files fast. It also employs "Text Shorthand" and "Special Characters" for highly defined or more complex search patterns.

DataLore is both a Dock application and menu-bar app offering users an all-in-one search solution for finding files easily, reliably, and faster than ever before. Other features include filter searches by file type, include/exclude folders, search multiple external hard drives, plus much more. DataLore V1.0 requires Mac OS X 10.5 or later and is available for immediate download from XtraLean's website. Users can try the full-featured seven-day trial of DataLore for free before they buy.

DataLore is for the power user who needs speed, reliability and the ability to perform complex search queries or more specific, custom searches. DataLore presents a simple and clean user interface, containing many powerful features organized into distinctive components. Search results appear immediately and will change dynamically as the user makes changes to the text search terms. With the added value of network searching and sharing, any home or business will quickly discover the efficiency and ease that DataLore adds to workflow and collaboration.

DataLore lets users search filenames, file types, content and more. The search can also be restricted to search only filenames. Users can quickly narrow down their search results by filtering the results list by file type or by searching using special characters to define the search by date range, Boolean operators, wild cards, exact matches, plus much more.




The companion menu bar application acts as a mini-server for controlling remote access for network searches. The unique "Search-as-You-Type" capability means that searching is live, dynamic and fast. DataLore will start working right away to locate files while the user types, or changes the search terms, without pausing or interruption. Special Characters and Text Shorthand allow users to perform more complex searches or combine characters to perform highly-defined search patterns.

DataLore's complete feature list includes many flexible and customizable search options, "Search-as-you-type" technology for finding files fast, search locally or other computers on the network, text entry with "Shorthand" and "Special Characters" for more complex or highly defined searches, filter searches by file type, select folders to include or exclude in the search, companion menu bar application for controlling remote access, search multiple external hard drives, perform even more operations on the search results list, simple and clean user interface for speed and ease, plus so much more.

A quick three minute screencast demonstration of DataLore in action is available. The screencast provides a quick rundown of the basic features, as DataLore's Developer, Hagen Kaye, performs an actual search, both locally and on the network.

Users can try the full-featured seven-day trial of DataLore for free before they buy. Purchasing a registration number will unlock DataLore from trial mode. Users can purchase a registration number for only \$19.95 from XtraLean's secure online store. DataLore V1.0 is available for immediate download from XtraLean's website and requires Mac OS X 10.5 or later (Leopard and Snow Leopard). Users must have Spotlight indexing enabled.

DataLore V1.0 is a Universal Binary for both Intel-based Mac and Power PC support. DataLore for the PPC, supports OS X 10.5 only. To learn more about DataLore and to download the free trial version, please visit XtraLean online: <http://xtralean.com/index.html> 

Founded in 2002, XtraLean Software is a small software developer for the Mac® OS X platform with over twenty years of experience in developing and marketing leading edge software applications. XtraLean is committed to creating affordable and innovative software for Mac OS X users by providing slim and useful alternatives that give users what they ask for. Located in Kitchener, Ontario, in the heart of Canada's technology triangle, XtraLean serves customers in all parts of the world. ©2002-2009 XtraLean Software. All Rights Reserved. Apple, the Apple logo, and Spotlight are registered trademarks of Apple Inc. in the U.S. and/or other countries.



StuffIt Deluxe 2010 Eases Large Archive Sharing

by Adam C. Engst

Few programs have as long a history as StuffIt Deluxe, the venerable compression and archiving utility now developed

by Smith Micro, and the latest version, StuffIt Deluxe 2010, brings to the program a welcome integration with the Internet via the new StuffIt Connect service.

It's interesting – although the Mac world as a whole no longer relies on StuffIt as much as it used to before Apple built Zip compression and expansion into Mac OS X, I often hear comments expressing an inexplicable disdain for StuffIt Deluxe. I've never quite understood it - just because a tool is no longer as necessary as it once was doesn't mean it isn't useful for lots of people.

And don't be misled – lots of people do use it. While I was researching StuffIt's reach in today's world, Matthew Covington of Smith Micro told me that they served up roughly 2 million downloads of StuffIt Expander in the last year, and sold approximately 90,000 copies of StuffIt Deluxe 2009... on the Mac alone. Include the Windows versions of both, and you can nearly double those numbers.

SmartSend and StuffIt Connect – The goal of compressing files is of course to make them consume less space. But in this day and age of terabyte-sized hard disks selling for under \$100, the primary reason to compress files is to speed transfers via the Internet. When you're dealing with an occasional large file or folder, Mac OS X's built-in Zip compression and transmitting it as an email attachment will probably work fine.

But if you find yourself regularly needing to send large files to different people, the problem becomes notably more complicated, thanks to the entirely reasonable tendency of email admins to limit the size of incoming attachments, often to about 5 MB, and to reject or simply drop messages containing Zip archive attachments, the vast majority of which are viruses.

StuffIt Deluxe 2010 addresses the latter problem with StuffIt archives that are exceedingly unlikely to be identified as containing viruses by overactive email scanners.

And the former problem? That's where StuffIt SmartSend comes in. Select a file or folder in the Finder and choose Stuff and Mail from the Magic Menu icon in the menu bar. (Due to the change with contextual menu items and services in Snow Leopard, you can't currently Control-click items in the Finder as you could in Leopard; Smith Micro tells me this will likely return in an update after they've had more time with Snow Leopard.) Following your settings for archive size and preferred email client, StuffIt compresses the file and creates a new message with the archive attached to it. It even includes some text with a link for the recipient to download StuffIt Expander, in case they don't have it already.

But that won't help if the attachment is too large for the recipient to receive, and it's impossible to know without trial and error what size will trigger bounces. 5 MB is generally safe, and that's the default for StuffIt SmartSend to switch from creating a local attachment of the archive to uploading it to your StuffIt Connect account (which can be created from within Magic Menu's Preferences window), to your MobileMe iDisk, or to any FTP server on which you have write access.

With StuffIt Connect, you're presented with a Web interface for specifying the email addresses of your recipients, setting a download access code, specifying an expiration date after which the file will no longer be available, and writing a short message. The access code and expiration date advantages of StuffIt Connect are somewhat weighed down by having to enter email addresses manually, though you can create a contact list on StuffIt Connect for frequent recipients. Smith Micro is looking into providing access to your contacts in Address Book to make address entry easier.

It would be nice if StuffIt Deluxe could present an interface for setting such options directly and then optionally use your email program to create the messages.

Although StuffIt Connect can be used via Magic Menu, you can also work with it solely via the Web, making it accessible from an iPhone or iPod touch.



StuffIt Connect is a subscription-based service, but the first year is included for free with StuffIt Deluxe 2010.

With MobileMe (the file is uploaded to your iDisk's Public folder) and FTP, StuffIt SmartSend instead does

continued on page 7

StuffIt Deluxe 2010...Eases Large Archive Sharing.

Continued from page 6

just this, creating a local email message containing a link to download the file, along with a message explaining the download requirement. Unfortunately, the boilerplate message text for none of these services includes the link to StuffIt Expander, which is undoubtedly less well-known by new Mac users than it would have been 10 years ago.

StuffIt Connect is a subscription-based service, but the first year is included for free with StuffIt Deluxe 2010. Subsequent years will cost \$49.99, but I wouldn't be surprised if upgrading StuffIt Deluxe regularly would provide ongoing free access to StuffIt Connect. You can store up to 2 GB of files on StuffIt Connect, and you can transfer up to 4 GB per month (that includes both uploads and downloads). Going over your bandwidth allocation will result in the account being suspended until the first day of the next calendar month. Ideally, Smith Micro would come up with some way you could continue to work in such a situation, perhaps by charging extra, but at least you can switch to MobileMe or FTP if that happens.

Other Features – StuffIt has long been known for handling a huge variety of file formats, so if you want to expand, for instance, an encrypted RAR file or a file compressed in one of 25 other unusual archive formats, StuffIt is almost certainly your best bet. But StuffIt Deluxe 2010 has other new features as well, including:

Export Plug-ins for iPhoto and Aperture: One of the most common types of large files that people want to share are photos, so StuffIt Deluxe 2010 now includes export plug-ins for both iPhoto and Aperture (they're a separate install; look in the StuffIt folder in /Applications). The plug-ins let you control both the JPEG export quality and can further compress the exported JPEGs, one of the benefits of the StuffIt X format. Both plug-ins can also save the final archive to the local hard disk, to a CD or DVD, to an FTP server, or to your iDisk. Oddly, there's no integration with StuffIt SmartSend or the StuffIt Connect service, though I suspect that will appear in an update.

Create Disk Image: Sometimes the best user experience with sending files around comes when the files are stored on a disk image, and the user copies them from the disk image to the local hard disk. To facilitate that, StuffIt Deluxe 2010's Magic Menu can now create disk images from a selection of files in the Finder. Plus, if you want to create an installer-like experience, the StuffIt SEA Maker utility lets you store the self-extracting archive on a disk image.

Improved Image and Audio Compression: Many of StuffIt Deluxe's users are graphics professionals working with large images, which is why Smith Micro has put significant effort into lossless compression of image formats like JPEG. In StuffIt Deluxe 2010, the image compressor can now further compress TIFF and PNG files losslessly. Also new is improved compression of WAV audio files.

StuffIt Deluxe 2010 requires Mac OS X 10.4 or later, and supports Mac OS X 10.6 Snow Leopard. The Quick Look plug-in and MacFUSE plug-in require Mac OS X 10.5 or later, and both the MacFUSE support (which enables you to mount StuffIt archives as though they were disks in the Finder) and the Growl support (which provides notifications of completed actions) require separate downloads.

The Rest of the Family – As has been true for many years, StuffIt Deluxe remains the flagship of the StuffIt fleet, and it costs \$79.99. However, if you go to the demo download page, there's currently a \$49.99 offer, and Smith Micro is offering StuffIt Deluxe 2010 for TidBITS readers for only \$39.99. (Annoyingly, downloading the demo version requires putting a pending charge on your credit card that must be cancelled.) Upgrades, which require a qualifying serial number from any previous StuffIt product, cost \$29.99.



But if you don't need SmartSend or StuffIt Connect, or the capability to browse archive contents, or integration with the Finder via Magic Menu, StuffIt 2010 gives you the functionality of StuffIt Expander, DropStuff, DropZip, and DropTar in a single program. It costs \$49.99, and upgrades from previous versions are \$19.99.

And of course, StuffIt Expander 2010, which offers all of StuffIt's expansion features, remains free to download. 🍏

Reprinted from TidBITS

TidBITS
Mac news for the rest of us



The Secrets of Da Vinci: the Forbidden Manuscript now available for Mac

The Secrets of Da Vinci: The Forbidden Manuscript is the first ever game created about the life and work of Leonardo Da Vinci. Players come to discover and delve inside the mysteries surrounding the hidden enigmas of the works of the great genius. “The Secrets of Da Vinci: The Forbidden Manuscript” is a major investigation and adventure game, a thrilling mystical quest into the heart of the Renaissance. It is now available for Mac OS X.

Valdo, an ambitious young apprentice working for Da Vinci’s disciple Francesco Melzi, is extremely disappointed when the scholar suddenly dismisses him. However, shortly afterwards, he receives a letter from a mysterious patron, asking him to locate one of the great master’s missing codices. To access Da Vinci’s last residence, the Manoir du Cloux near Amboise, Valdo tells its new occupant, a courtesan by the name of Babou de la Bourdaisière, that he is Francesco Melzi’s apprentice and that he wishes to examine the inventions that still remain on the estate.

Under this cover, he starts to scour the estate: Babou’s bedroom, Leonardo’s workshop, the grounds, and dovecot, leaving no stone unturned. In the course of his investigations, he encounters a wide array of intriguing characters: Babou herself, Saturnin, a suspicious looking guardian, and the King of France himself. To accomplish his mission, he has to solve a series of enigmas devised by the great master himself if Da Vinci’s inventions are to function again. On the trail of the genius, Valdo is no more aware of the secrets he is about to unveil as of the danger lurking in the dark.

Feature Highlights:

- Total immersion guaranteed, through atmosphere, soundtrack and perfect modelisation of historic locations, such as the Manoir du Cloux, Leonardo da Vinci’s workshop and the Château d’Amboise.
- A gripping, non-linear and complex plot, based on historical facts and extensive research.
- Meticulously detailed graphics with a total respect for history. Perfect reproductions of works, decors and clothing, recreated in collaboration with experts, including the management of the Château du Clos Luce.
- Complex characters with distinct personalities and hidden dimensions: Valdo, Saturnin, François I, Babou de la Bourdaisière and Leonardo da Vinci himself.

- The game’s 14 chapters lead deep into the heart of the Great Master’s Secret.
- Dozens of puzzles, based on Da Vinci’s own work, requiring logical deduction and scientific knowledge.
- An interactive inventory system for collectables ensure a game that is easy to pick up.
- A Good and Evil gauge system: the player develops throughout the game adopting a positive or negative stance. According to the choices they make, players discover one of four possible endings.
- The portfolio, a game within a game, used by players to store manuscripts found along the way for printing, giving access to puzzles and clues.
- The player also has a journal to keep track of objectives, sketch the characters encountered and note down impressions about them.
- The developers’s renowned savoir-faire. Their list of previous productions includes Return to Mysterious Island, Journey to the Moon, Secret of the Lost Cavern.
- The Secrets of Da Vinci: the Forbidden Manuscript is a quest back through time in search of jealously protected manuscripts.

The Secrets of Da Vinci: The Forbidden Manuscript was developed in exclusive partnership with the Château du Clos Luce (formerly the Manoir du Cloux), Leonardo Da Vinci’s last residence. The Clos Luce is today listed among France’s most famous monuments. The involvement of the estate’s owners guarantees the utmost historical respect of the game, and has enabled perfect modelisation of the estate and Da Vinci’s work.

Supported Languages:

U.S. English, French, German, Italian and Spanish

System Requirements:

The Secrets of Da Vinci: The Forbidden Manuscript is an Universal application and runs on Mac computers sporting Intel or PowerPC G5 processors.

continued on page 9



About The Castle of The Clos Luce:

This is in the Chateau du Clos Luce, on the invitation of King Francis I that Leonardo da Vinci lived the last years of his life, working in its thousands of passions. Today, the Chateau du Clos Luce, dedicated to the restoration of the universes of Leonardo de Vinci in all its truths, invites the visitor to enter its everyday life and to discover forty of its fabulous inventions. In the Park, 16 gigantic machines, 32 translucent paintings and 8 sound points allow to understand Leonardo as a painter, engineer, architect, botanist, and brilliant inventor.

About Kheops Studio:

Kheops Studio is an independent video games developer, created in 2003. Kheops Studio is specialized in adventure games on PC and has developed more particularly: The Egyptian Prophecy, Return to Mysterious Island, Echo: Secrets of the Lost Cavern, Voyage: Inspired by Jules Verne.

Coladia: <http://www.coladia.com>

The Secrets of Da Vinci: the Forbidden Manuscript:

www.coladia.com/en/games/mac/secrets_of_da_vinci

Download:

<http://download.coladiagames.com/DaVinciDemo.dmg> 

Based in Paris, France, Coladia was founded in 2005 by a team of experienced Mac developpers. Coladia focuses exclusively on producing and publishing video games for iPhone & Macintosh computers. With style and usability as its prevailing design guidelines, Coladia fully embraces the high expectations of Macintosh users.

O'Reilly Webcasts

O'Reilly, always a strong supporter of user groups, has recently announced webcasts that provide the community with opportunities for audience information and participation. These webcasts typically attract a global audience – it's not unusual to see participants from thirty countries or more. Past webcast subjects have included the Best iPhone Apps, Snow Leopard and more. TA recent edition covered security in cloud computing.

Download the archived Best iPhone Apps webcast:

<http://oreilly.com/catalog/9780596804275/>

Sign up for free sessions:

<http://oreilly.com/webcasts/>

MUG Benefits: SPECIAL OFFERS!

Apple User Group Bulletin

These User Group discounts are brought to you by the Apple User Group Advisory Board and Tom Piper, vendor relations. You must be a current Apple user group member to qualify for these savings. Not a member? Join an Apple user group today to take advantage of these special offers. The AUG Market Report and Resource blog are great sources for information about Apple user groups, vendor discounts, special events, interesting reviews, stimulating training & more.

<http://homepage.mac.com/ugab/resources.html>.

Customized Polycarbonate

MacBook covers: 23 Percent Off

Macimagecover makes customized polycarbonate MacBook covers that are designed entirely by the customer. The design wizard enables the customer to create a one-of-a-kind cover from four basic templates – a cover that will protect, transform and personalize their MacBook.

Apple User Group members can purchase a cover for \$50, plus shipping and handling; the retail price is \$65 plus shipping and handling. Offer is valid through February 28, 2010. (Additional discounts are available for orders of ten or more of the same cover; contact info@macimagecover.com)

That's Easy:

Get the Apple User Group Market Resource Blog and Vendor Discount Offers

Looking for information on a past offer? Tom Piper of the Apple User Group Advisory Board publishes a single page with all current offers, expiration dates and codes. Watch for intermittent special offers.

(Note: AUG Password is located in your mailed CMC newsletter).

Be sure to subscribe to the Apple User Group Market Report podcast. The AUG Market Report and Resource blog are great sources for information about Apple user groups, vendor discounts, special events, interesting reviews, stimulating training and more.

To listen to these podcasts, you may subscribe at:

<http://web.me.com/ugab/resources.html>



New Members Wanted! Have your friends and co-workers join us for fun and learning about OS X and the Mac. Please give them this application form.

CMC Benefits: Monthly meetings, monthly newsletter, special events, discounted books, assistance with computer problems, network with other Mac users, User Group Store discounts, and more.

Yes, I want to join CMC!

Date _____

Name _____

Address _____

City _____

State _____ Zip _____

Phone (Home) _____

Phone (Office) _____

Phone (Fax) _____

Business _____

Occupation _____

Email: _____

Referred by: _____

Areas of special interest: _____

Annual CMC Family Membership \$25.00

Make check payable to CMC and mail to:
41 Crossroads Plaza, PMB 1984
West Hartford, CT 06117

- or -

Pay online with PayPal at www.ctmac.org

2009-10 Connecticut Macintosh Connection Officers and Board of Directors



President
Jerry Esposito
president@ctmac.org



Vice President
Jerry Bonvisuto
vicepres@ctmac.org



Secretary/Past President
Chris Hart
secretary@ctmac.org



Treasurer
Linas Venclauskas
treasurer@ctmac.org



Special Events
Jack Bass
w1fla@sbcglobal.net



Ambassador
Joseph Arcuri
ambassador@ctmac.org



Editor
Deena Quilty
editor@ctmac.org



Design
George Maciel
newsletter@ctmac.org



Raffles
Robert Sawyer
raffles@ctmac.org



Webmaster
Reggie Dionne
webmaster@ctmac.org



Parliamentarian/Historian
Connie Scott
parliamentarian@ctmac.org



Download of the Month
Debbie Foss
dotm@ctmac.org

ILLUSTRATIONS

Providing custom art for advertising, publications, or web sites.



(860)456-9041 • www.dougalart.com

CARICATURES

For a unique gift, try a personalized caricature from a photo. Also available to draw live for any event.



Caricatures by Bill Dougal of Lebanon (860) 456-9041

Available for illustration assignments and event caricatures.

Monthly Meetings

November/December

UConn Health Center
Farmington, CT
Conference Room EG-013

Wednesday, November 18 CMC Annual Auction

7:00 pm (preview: 6:30 pm)

If it's November, that sound you hear must be the striking of the gavel at the CMC auction!

Our annual fall auction has certainly become (almost) as strong a tradition as the day on which we give thanks.

This year is no different, as we once again bring you a diverse collection of goodies to bid on. Items include books from respected publishers, as well as hardware from name brands you trust, plus lots of great Mac software to choose from!

If you're not impressed by the variety of items on offer, you'll certainly be impressed by the deals (and fun) to be had.

Please visit www.ctmac.org for a detailed auction item list.

Wednesday, December 16 CMC Holiday Party

7:00 pm

It's that time of year again for our annual Holiday party on December 16, 2009 at 7:00 PM. Pizza and beverages will be served and a presentation by Joe Arcuri, "30 iPhone Apps in 30 Minutes" will be part of the evening.

So bring your appetite and enjoy a night of fun and learning.

Note: there will be no "Back to Basics" sessions in November or December.

CMC Meeting Notes

Monthly meetings are held on the last Wednesday of the month (*except during the months of November and December when the meetings are held earlier due to the holidays*). We open at 6:00 p.m to 7:00 p.m. for Back to Basics, and from 7:00 - 9:00 p.m. for the Main Presentation.

Do you have an idea for a topic we should explore? Perhaps there's a topic that you would like to present yourself? Email us at vicepres@ctmac.org.

Board meetings are held on the first Thursday of the month. If you wish to attend a Board meeting, contact an officer for time and location.

Free Raffle!

Every CMC member who attends our monthly meetings gets a raffle ticket that will give you a chance for one of our free prizes every month! Win toys, t-shirts, CDs, mugs, software...there's always something we're giving away! And don't forget the "free table" at the back of the room where everything is...free!

Treasurer's Report

Total Membership: 91

Account Balances

Balances as of November 01, 2009

Checking Account\$718.45
Money Market\$3085.46

Your CMC Information

Check your newsletter mailing label for the following info:

- **Your CMC User name and password** to access info at www.ctmac.org
- **Your CMC Membership Number** (free shipping at MacConnection)
- **Your CMC Membership renewal date**

Free Classified Ads

CMC Members can advertise For Sale, Swap, Trade, Giveaway or Want to Buy Items. This space can be used by members to advertise non-business items which they are no longer using or upgrading. This is a FREE service provided to our members. Send to: editor@ctmac.org

FOR SALE:

Epson Stylus 1280 inkjet printer: \$40 obo.

Epson Perfection 2400 scanner: \$40 obo.

Contact Linas at 860.485.2617 or tpd316@mac.com.

FOR SALE:

CMC member Mark Maglio has a variety of printers and monitors to sell. Please see: <http://tinyurl.com/yhg2tt6>.

Display Ad Rates

Any business item or service can be advertised at these low monthly rates.

Business Card (3.5"w. x 2").....\$10.00
Quarter Page (3.625"w. x 4.75").....\$20.00
Half Page (7.5"w. x 4.75"h.....\$30.00
or 3.625"w. x 9.5"h.)
Full Page (7.5"w. x 9.5").....\$50.00

Submit all ad copy to the Editor on a disk (with nothing else on it) or e-mail it to editor@ctmac.org for insertion in the following issue. Display ads must be submitted camera-ready in eps or pdf format with **all fonts and graphics embedded**. Please specify how many issues you would like your ad to run and make check payable to "CMC".



a user group since 1986

41 Crossroads Plaza – PMB 1984
West Hartford, CT 06117

**November/December
at UConn Health Center,
Farmington, CT**

ANNUAL CMC AUCTION!

Nov. 18th • 7:00 PM

Preview: 6:30 pm

CMC HOLIDAY PARTY

Dec. 16th • 7:00 PM

For more meeting info, see page 11 or go to:
www.ctmac.org. Driving directions are below.

CMC Monthly Meeting Location

Monthly CMC meetings are held at the UConn Health Center in Farmington. A PDF document containing a visual direction guide to the location of our meeting in the UConn Health Center is available on our website: www.ctmac.org. When hands-on programs require computers for attendees, we will use Middlesex Community College.

Directions for CMC Monthly Meetings UConn Health Center, Farmington

From I-84: Take Exit 39 (if coming from I-84 West, Exit 39 is after 39A). Turn right at first traffic light onto Route 4 East (Farmington Avenue). At third traffic light, turn right to enter the Health Center campus. Go around the main building to the right (at a Y in road), then take a left when you get to the Academic Entrance. The road becomes two-way there so you should be able to tell where to turn. (Do not go on straight to the two-way part). Then take the second right into parking lot A&B. this is close to the building. Go past the police station entrance on your left (small sign). You will see a continuation of the building with its own entrance area. This is the new research building. Enter on the ground floor, turn right and enter room EG-013 on your right. This is the first room on your right. The rest rooms are on your left as you enter.

Another instructive and fun meeting...

A thank you to both Kyle DeMilo and Chris Hart who presented two informative programs at our October 28 meeting.

In Back to Basics, Chris Hart gave us the pros and cons of laser and inkjet printers. Our main presentation was hosted by Kyle DeMilo, an IT professional at Mitchell College in New London. Kyle prepared a humorous slideshow (using iWork's Keynote) to highlight the enhancements that Snow Leopard has brought to OS X. He then went on to show us many of iTunes 9's latest enhancements.

